

The background of the image is a bright, modern interior space. It features a white ceiling with exposed wooden beams and recessed lighting. Large windows on the left side offer a view of a residential neighborhood. In the background, a kitchen area is visible with white cabinetry, a stainless steel oven, and a silver pendant light hanging over a counter. The floor is made of light-colored wood-look planks.

PB



**PANTHER
BUILDERS**

**220 WILLOW OAK DR, HUDSON, IA
SELECTIONS BOOK**

PANTHER BUILDERS SELECTIONS

BASE PACKAGE:

A - Design Series



220 WILLOW OAK DR SPEC SHEET

FLOOR PLAN: EMERSON

HOUSE STYLE: RANCH

BEDROOMS: 3

BATHROOMS: 2

BASEMENT: UNFINISHED

\$470,805

MAIN LEVEL SF (FINISHED): 1,495 SF

LOWER LEVEL SF (FINISHED): 00 SF

TOTAL SF (FINISHED): 1,495 SF



EMERSON

FRONT ELEVATION

1 DOOR STYLE: MERCER, SINGLE PANEL / HOLLOW

2 FLOORING: LAMINATE / PARAMOUNT TIMBRCORE / BRECKENRIDGE

3 CARPET: SHAW / VA139, STONE PATH

4 EXTERIOR SIDING COLOR: NORANDEX ® WOODSMAN SELECT / GRANITE, PERFECTION SHINGLES

5 ARISTOKRAFT ® CABINETS: BRELLIN / FLAGSTONE - ALL CABINETS

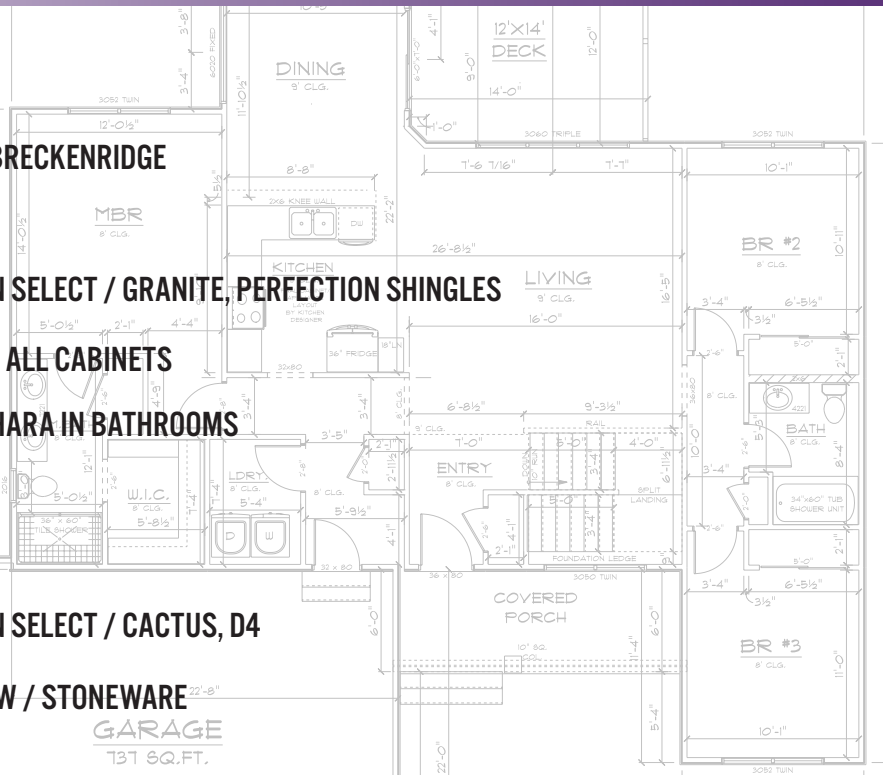
6 FAUCETS: DELTA ® ESSA IN KITCHEN / DELTA ® LAHARA IN BATHROOMS

7 3CM QUARTZ COUNTERTOPS: SNOW WHITE

8 FRONT EXTERIOR DOOR COLOR: FLANNEL GRAY

9 EXTERIOR SIDING COLOR: NORANDEX ® WOODSMAN SELECT / CACTUS, D4

10 FLOORING (ALL BATHROOMS): METROFLOR, DEJA NEW / STONEWARE



Visit www.PantherHomeBuilders.com

(319) 768-7235 | INFO@PANTHERHOMEBUILDERS.COM | WWW.PANTHERHOMEBUILDERS.COM

OUR RESIDENTIAL DEVELOPMENTS

CEDAR FALLS

- PRAIRIE WINDS
- PRAIRIE WEST
- WEST FORK CROSSING

HUDSON

- TWIN OAKS

JESUP

- WEST ECHO

WAVERLY

- EAGLE REACH

WATERLOO

- EDISON



PB PANTHER BUILDERS

616 Clay Street • Cedar Falls, IA • 50613
319.768.7235 • info@PantherHomeBuilders.com
www.PantherHomeBuilders.com